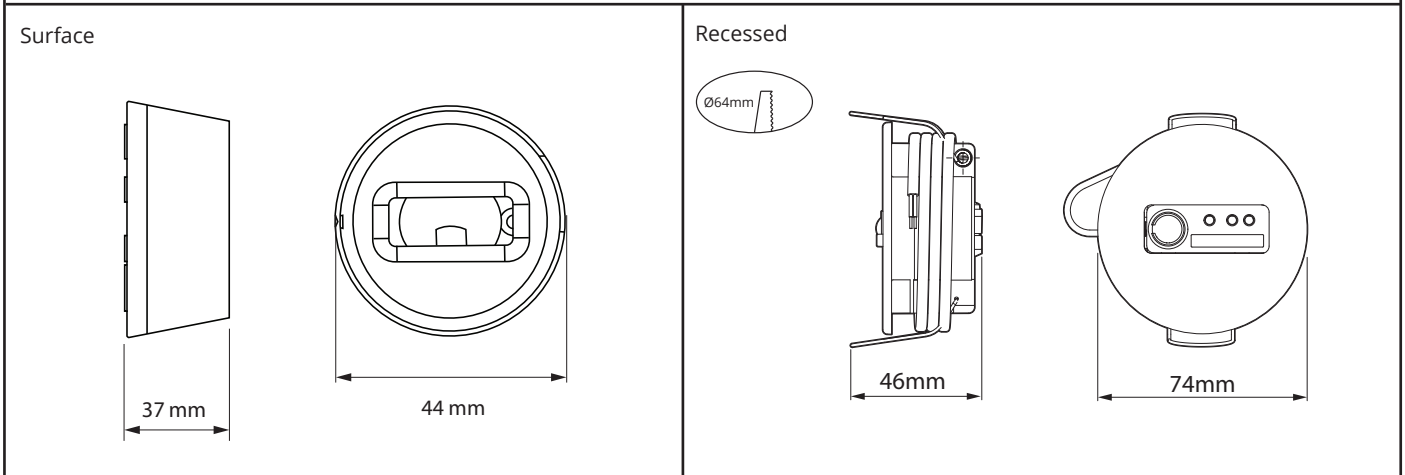
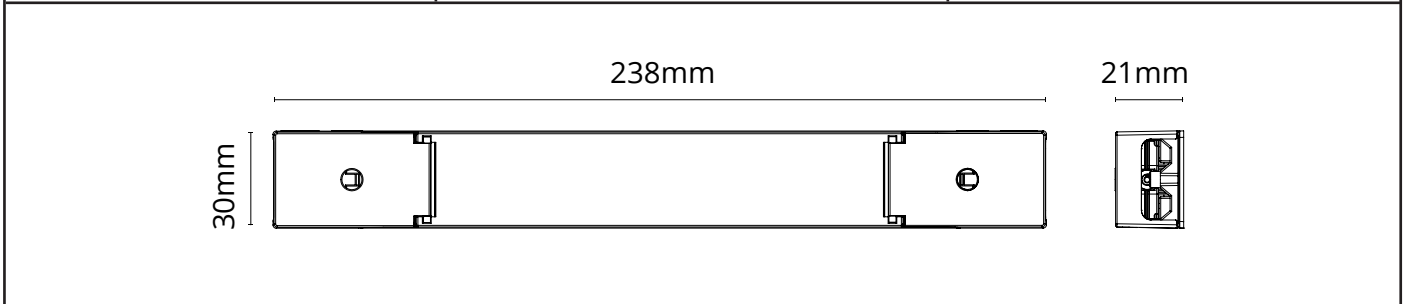


Connect Bridge Kit



220-240V~ 50/60Hz

<p>Connect SG Connect Commissioning</p>	<p>Connect SG Connect User</p>	<p>Range: 10m in open air</p>		
--	---	-------------------------------	--	--



NO: Kan kun installeres og vedlikeholdes av en registrert installasjonsvirksomhet.
DK: Må kun installeres og vedlikeholdes af uddannet elektriker.
SE: Skall installeras och underhållas av behörig elektriker.
EN: Only to be installed and maintained by an authorized electrician.
FR: Doit être installé et maintenu par un électricien qualifié.
NL: Mag alleen geïnstalleerd en onderhouden worden door een bevoegde electricien.
DE: Dieses Produkt darf nur durch autorisiertes Personal (z.B. Elektro-Installateur) angeschlossen, in Betrieb genommen und gewartet werden.
FI: Asentaa ja huoltaa saa vain valtuutettu sähköasentaja

NO: Skru av strømmen før montering.
DK: Sluk for strømmen inden montering.
SE: Stäng av strömmen innan montering.
EN: Turn off power before installing.
FR: Couper le courant avant l'installation.
NL: Stroom uitschakelen voor u het toestel installeert.
DE: Vor Installationsarbeiten den Strom abschalten.
FI: Sammuta virta ennen kytkemistä

NORWAY
 SG Armaturen AS
 Skytterheia 25
 N-4790 Lillesand

SWEDEN
 SG Armaturen AB
 Tel: +46 31 81 71 10
 info@sg-ab.se
 www.sg-ab.se

DENMARK
 SG Armaturen A/S
 Tel: +45 70 70 72 13
 info@sg-as.dk
 www.sg-as.dk

FRANCE
 SG Lighting SA/NV
 Tel: +33(0) 4 94 93 00 00
 info.france@sighting.net
 www.sighting.net

GERMANY
 SG Leuchten GmbH
 Tel: +49 40 23 99 44 59
 info@sg-leuchten.de
 www.sg-leuchten.de

Tel: +47 37 50 03 00
 firmapost@sg-as.no
 www.sg-as.no

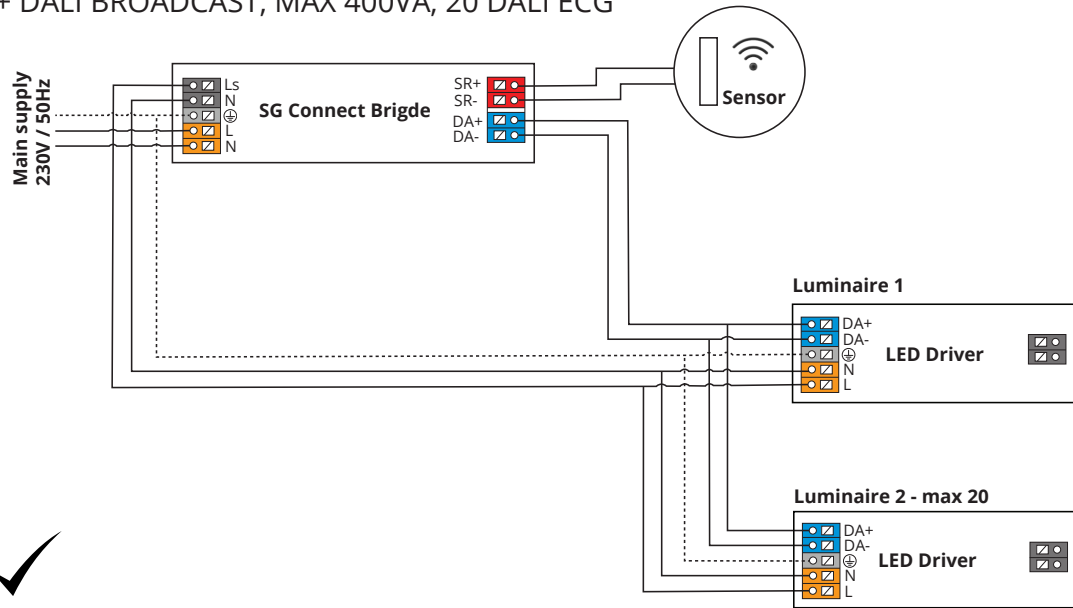
FINLAND
 SG Armaturen Oy
 Tel: +358 02 07 30 39 60
 info@sg-oy.fi
 www.sg-oy.fi

UNITED KINGDOM
 SG Lighting LTD
 Tel: +47 37 50 03 00
 info@sighting.co.uk
 www.sighting.co.uk

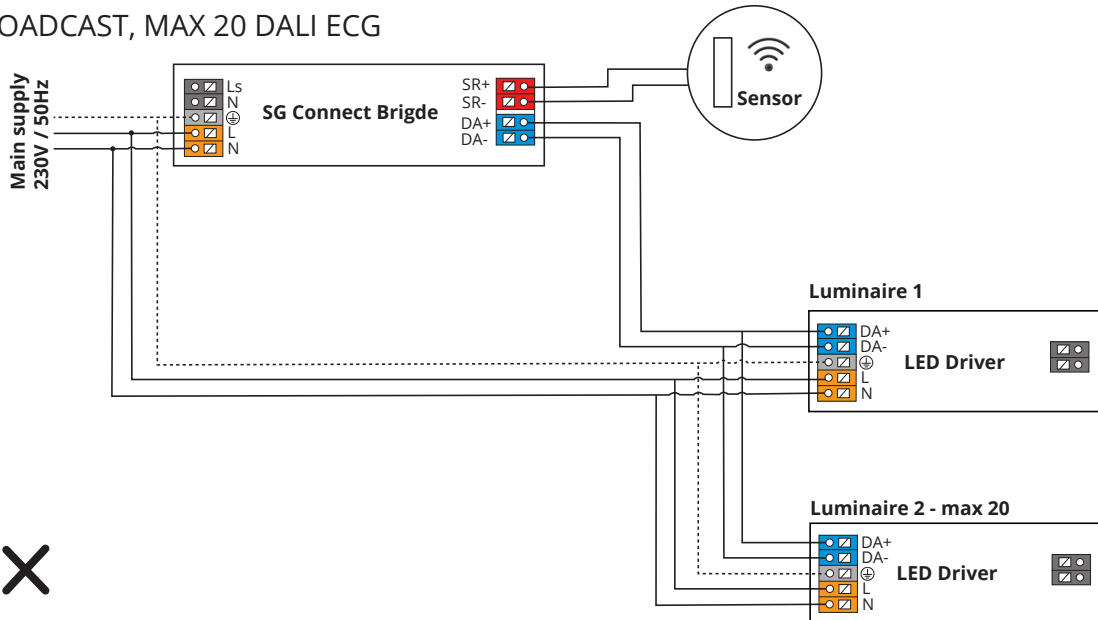
BENELUX
 SG Lighting SA/NV
 Tel: +32(0) 15 20 72 71
 info.benelux@sighting.net
 www.sighting.net

INTERNATIONAL
 SG Lighting Co Ltd.
 Tel: +86 769 88 49 20 88
 cindy@sgdgc.com
 www.sg-as.com

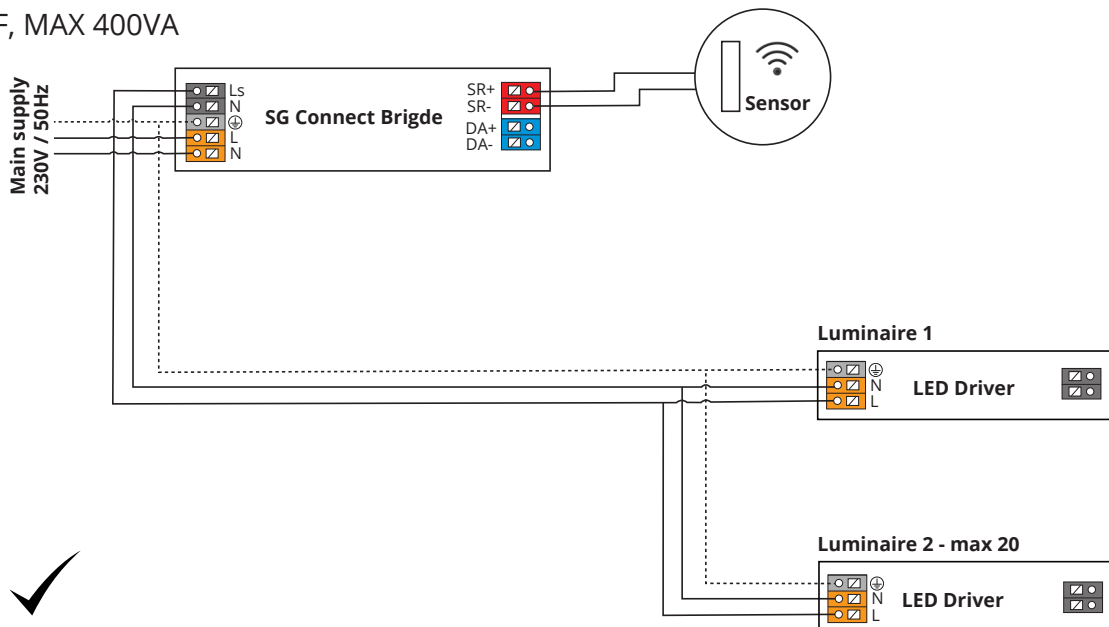
ON/OFF + DALI BROADCAST, MAX 400VA, 20 DALI ECG

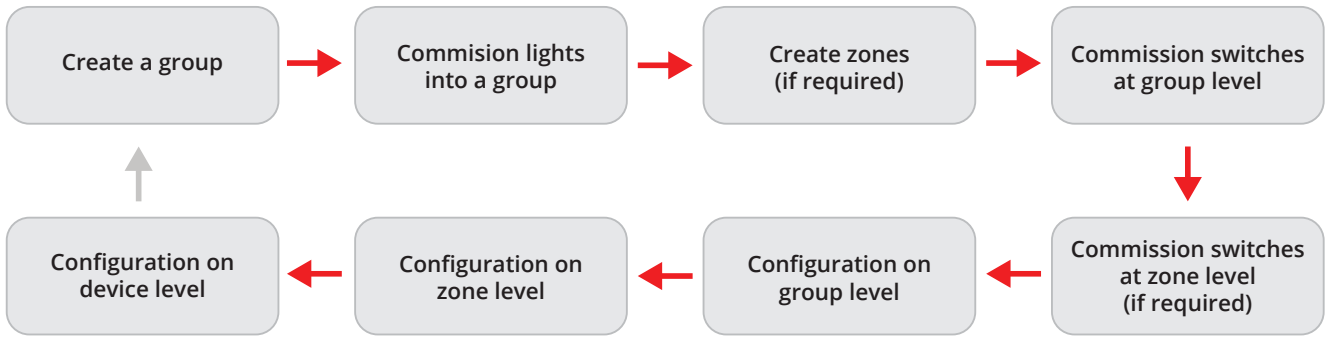


DALI BROADCAST, MAX 20 DALI ECG




ON/OFF, MAX 400VA



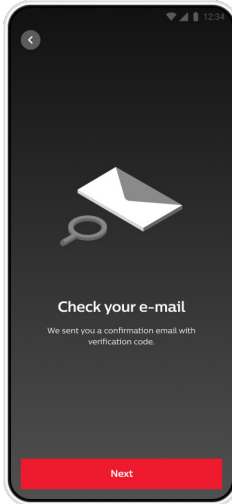


1 Login

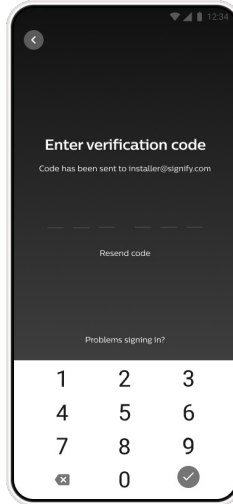
1.1



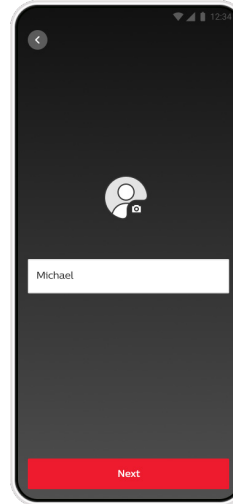
1.2



1.3




1.4




2 Create Group

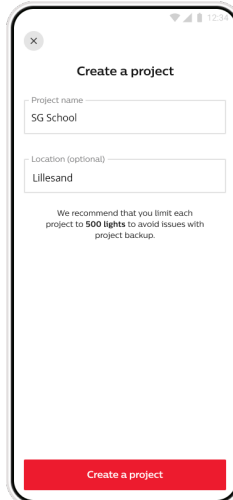
2.1



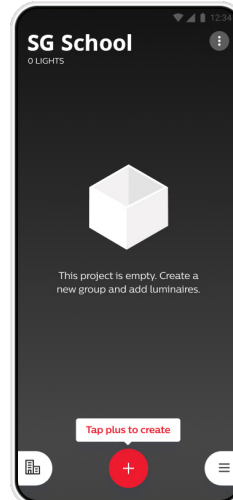
2.2




2.3



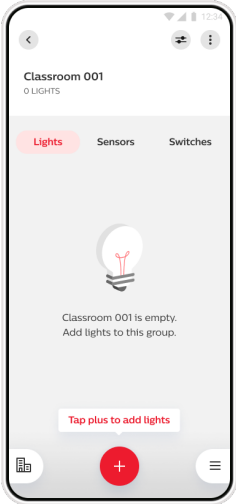
2.4



2.5



2.6

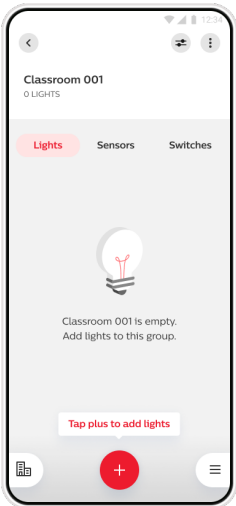


2.7

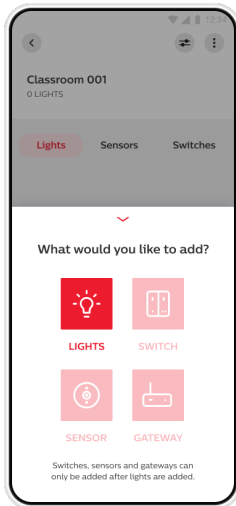


3 Torchlight Commissioning

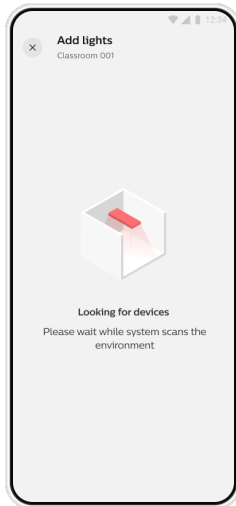
3.1



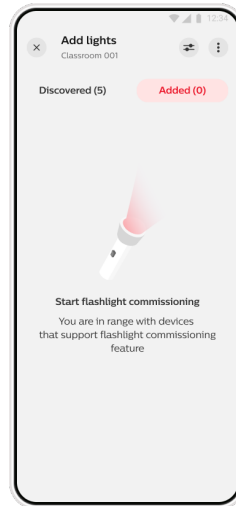
3.2



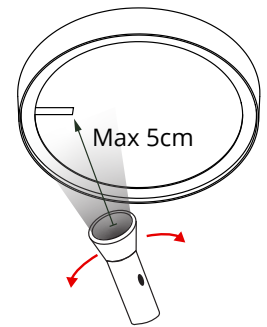
3.3



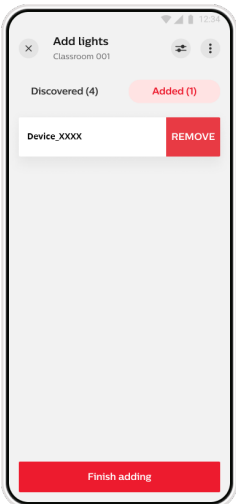
3.4



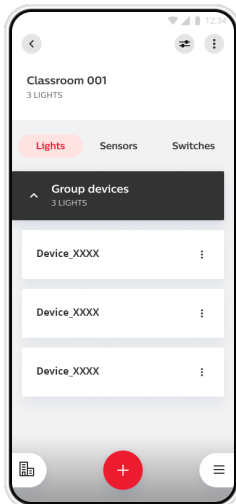
3.5



3.6

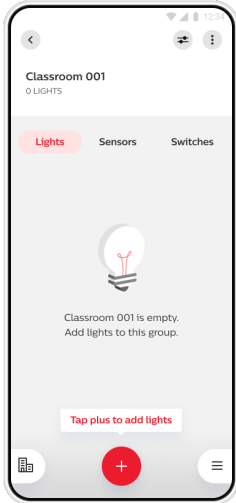


3.7

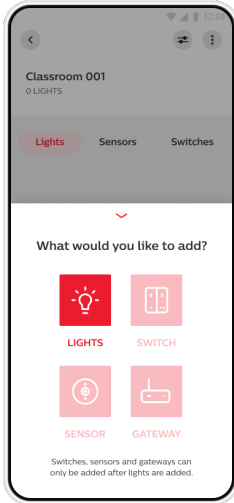


4 List Based Commissioning

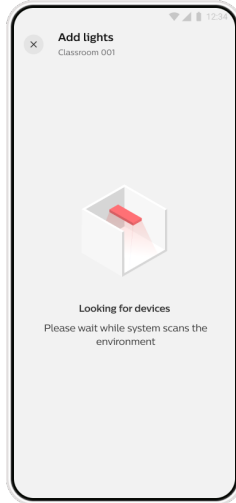
4.1



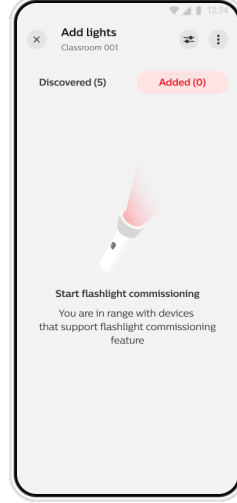
4.2



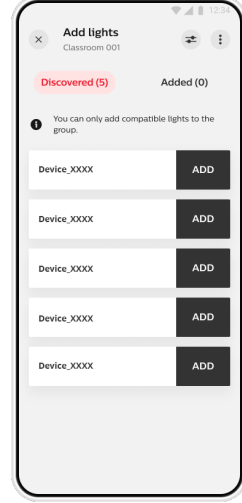
4.3



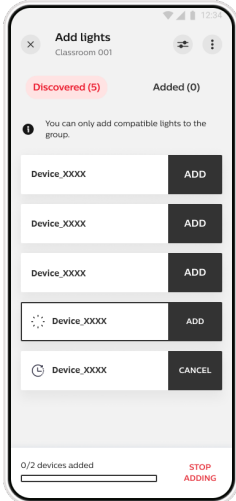
4.4



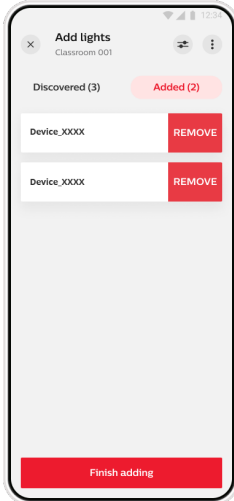
4.5



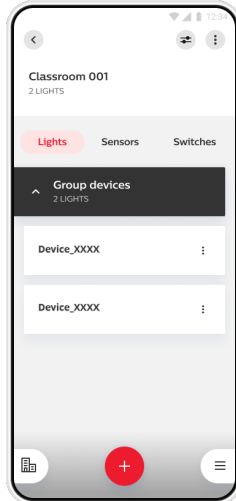
4.6



4.7

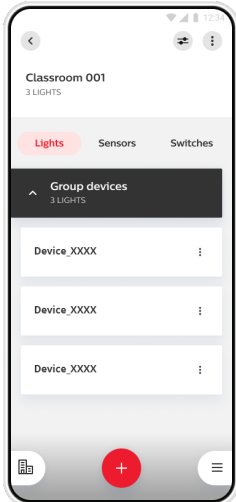


4.8

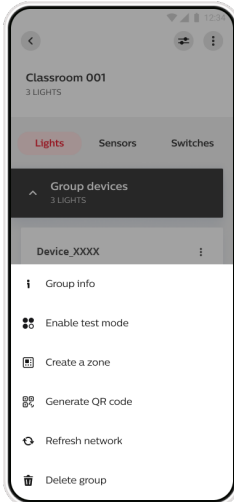


5 Create Zone


5.1



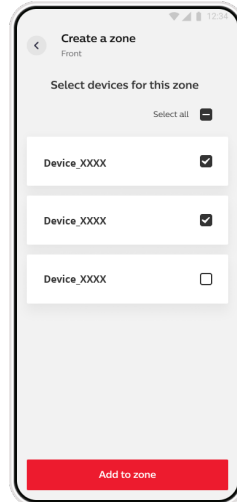
5.2



5.3



5.4



5.5

